

Article for MAT

Tudor CE Primary School

Maths in the Movies focus.

Tudor Film Choice

The children at Tudor CE Primary School enjoyed working with the film Matilda this year as part of the 'Maths at the Movies' day.

From early years to year 6 the children enjoyed different activities based on the film.

Counting in 2's just like Matilda and her friends in year 1 and 2.



We looked at a little video clip of Matilda's first day at school, when we friends we learning about counting in 2s. We then practiced counting in 2s - first by whisper counting (see if the children can demonstrate this at home!) We then looked at the numbers we say when we are counting in 2s and spotted lots of patterns. We're just as clever as Matilda!


We then made some tickets to go to the cinema! Our tickets had to have prices on that were multiples of two and appeared in our 2s pattern. It was then time for the cinema! We only had 2p coins in the classroom, so had to find the right number of 2p coins to pay for our tickets. I had some special ushers to help me arrange the chairs in rows of 5 (great counting in 5s practice, too!) and then the ushers took the tickets and we all sat down to watch some of the film.

Counting in 2's year 1 and 2.

The children in the film Matilda counted in 2's and so we followed their example and practised our 2 x table.



Both the ushers and the customers did a wonderful job!



Counting and calculating.

If you know the story of Matilda, you'll know that she developed a love for reading at an early age and would walk the 10 blocks to the library by herself each day. First, the children calculated how many blocks the walk would be there and back (20) then used that total to work out how many blocks she would walk in a week (20×7).

A number of the children accepted the challenge to work out the amount for a month (4 weeks) and a few took on the challenge of calculating how many blocks Matilda would walk in a year, if she went every day! (365 × 20).

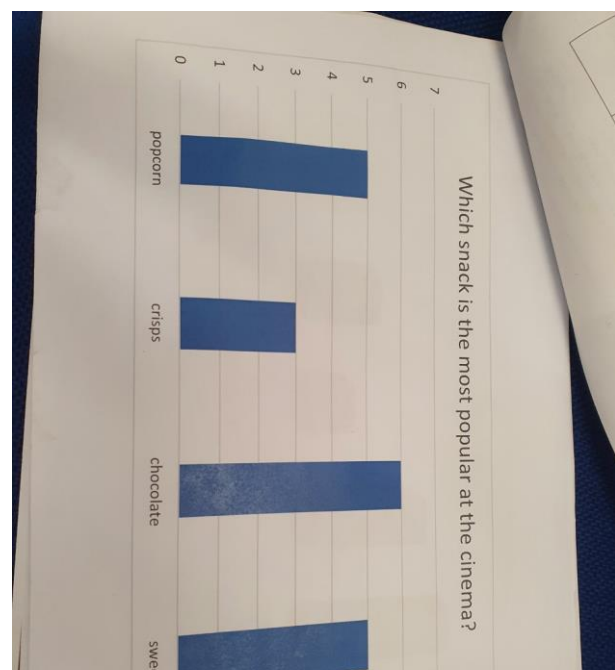

After, the children completed some addition, collecting 2 or 3 books and adding together the number of pages they had altogether - one group managed to add up the pages in 20 different books!

We followed Matilda's lead, with looking at lots of different books, then added up how many pages they all had.




Data Handling! Year 3 and 4.

What is the most popular type or genre of film and what is the most popular snack at the cinema?



Tally chart of most popular cinema treat!



Year 5 and 6.

One of the activities year 5 did was to throw a beanbag 3 times and measure the distance in metres. The children then recorded this information on a chart - chalked on the playground. We then looked at the data - longest & shortest throws, difference between them, average throw.



EYFS

We watched a little clip this morning of when Matilda went to visit her local library for the first time. We knew that Matilda loves books, and so we saw her take her cart to collect as many as she could pull back to her house! We then had a great idea. We decided to take our wheelbarrows to our school library to collect lots of books! We chose 3 books each....took them back to class, but then we decided that we needed to know how many books we had borrowed from the library, so we knew how many to return next week. We counted our own 3 books....and then we joined with a friend to discover we had 6 books between us. Then, we joined the groups up again, and counted how many books we had then. We had to use some big numbers, and use our knowledge of lining things up to make counting easier. In the end, we worked out that we had got 60 books from the library! That is a lot! That also explained why our wheelbarrows were so heavy!

Great counting, calculating, and carrying little mathematicians 😊📖

